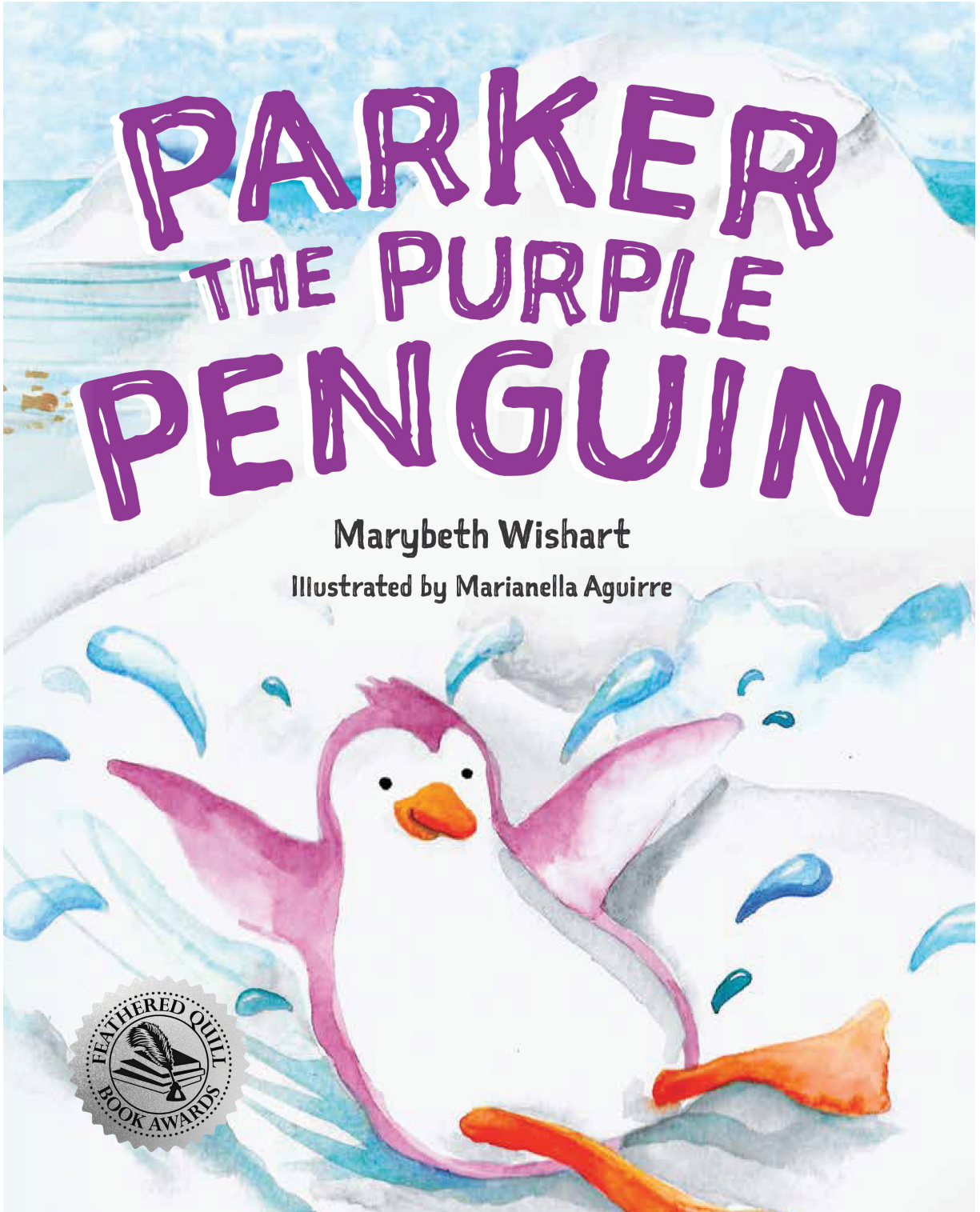


Activity Packet



Please enjoy using any of the following worksheets and activities that correspond with Parker the Purple Penguin and its themes of inclusion, empathy, anti-bullying, diversity, and of course, penguins!

Marybeth Wishart (author) is a retired special education teacher and is available for in-person or virtual author visits, readings and signings. Please stay up to date through FB Parker the Purple Penguin and IG @parkerthepurplepenguin.book or on her website www.parkerthepurplepenguin.com

Many thanks to Marianella Aguirre (illustrator) who has graciously provided the coloring pages all the way from New Zealand! She is not only kind, but immensely talented. Her websites are:

<http://www.kiwimary.com> and
<https://littlecervantes.co.nz> or IG @kiwimarymary

And thank you to the following sites (not referenced on sheets):

Pinterest

Teachers Pay Teachers


kidsactivitesblog.com

Parker the Purple Penguin is available through Amazon in hardcover, softcover and Ebook. For wholesale prices, please contact Marybeth Wishart at www.parkerthepurplepenguin.com



PARKER The PURPLE PENGUIN

Facebook: Parker the Purple Penguin
Instagram: parkerthepurplepenguin.book



PARKER The PURPLE PENGUIN

Facebook: Parker the Purple Penguin
Instagram: parkerthepurplepenguin.book




PARKER THE PURPLE PENGUIN

Facebook: Parker the Purple Penguin
Instagram: parkerthepurplepenguin.book



Parker the Purple Penguin Crossword Puzzle



Across

3. What color was Parker?
5. Where did Parker and all the penguins live?
9. What did the old squid give Parker?
11. Parker taught all the other penguins an important what?
12. What color were all the penguins except Parker?

Down

1. How did Parker feel when he had friends to play with?
2. What was the seal pup caught in?
3. What name did Parker say his name was when he was covered in black ink?
4. How did Parker act when he saw the baby seal pup struggling to stay afloat?

13. Billy asked Parker to please _____ him.
14. Parker saved a baby _____.
16. Parker didn't understand why no one would be his what?
17. How did Parker feel when he was teased?
18. What should we always be to others?
19. Parker was a very purple what?
6. Parker was sad because he was always _____
7. Parker loved to do what on the ice?
8. What was the name of the penguin who liked to show off?
10. What did Parker look at in the water while he was painting himself?
14. While looking for fun what did Parker discover?
15. What did all the penguins love to jump into?
17. Who did Parker visit to get the ink?

Parker the Purple Penguin Word Search

Have fun searching for words from Parker the Purple Penguin.

U S P V C S L Z O L N M C Q J N B S V T
D D U I K W A S E L G G I G C C A N T A
Y I R E M I J I P A O D V F H F R O N V
X V I N M M P E N G U I N J P S W F W M
B E G O H I Z W D T E N C K M R S E A L
V U B S V W U J W N K N I Q E E K J O U
W C A S T H D A I I K T T F M P A I N T
T J E E R S F L T A K M C I O U T O T E
B N H L H I O O N P D X R S R P E I Q D
U K P D F K R N E M E Z A H Y Q R P Z I
B S U I R C G E R Y L B T I W X A B W L
B T R U I A I X E C G I N N R S C M Q S
L R P Q E L V P F I N B A G D W C E V Y
E N L S N B E J F B A Y Z R Y A E W J C
W Y E B D O K C I R T A P N T T P N E O
S B X D S Y P V D N U S O A P T T X J L
A K L A H G G C T E H P R E K R A P V O
M R U D I B R A V E X G L C B K N L D R
E G V V P U Z C W Y D Q C O A T C R W V
S E M A G A X L R L M F H O C K E Y Y W

PARKER
SEAL
PUP
SWIM
JEERS
COAT
SQUID
PATRICK
ICY
FORGIVE
SLIDE
ACCEPTANCE

PENGUIN
BLACK
PURPLE
OCEAN
GAMES
SKATER
PAINT
BUBBLE
DIFFERENT
BRAVE
LESSON
MEMORY

ANTARCTIC
PAINT
DIVE
GIGGLES
HOCKEY
ALONE
INK
FISHING
SAME
COLOR
TANGLED
FRIENDSHIP

DESPITE OUR DIFFERENCES!

This is ME!

This is MY FRIEND!

How are you and your friend the same? How are you and your friend different? Write about it!

Diversity Word Search!

Words can be forward, backward, up, down, and diagonal!

A **many**

being different!

TANCE

Understanding

everyone is unique and recognizing our differences

BIAS

preferring one type of person over another and often treating them better

IDENTITY

different parts that make you who you are

SEXISM

believing that one sex (male/female) is better than another

CULTURE

a group of people with similar race, language, beliefs, food, way of life and other things

RACISM

believing that one race is better than another

DISCRIMINATION

treating others badly because they're different

STEREOTYPE

an assumption used to describe a group of people

INCLUSION

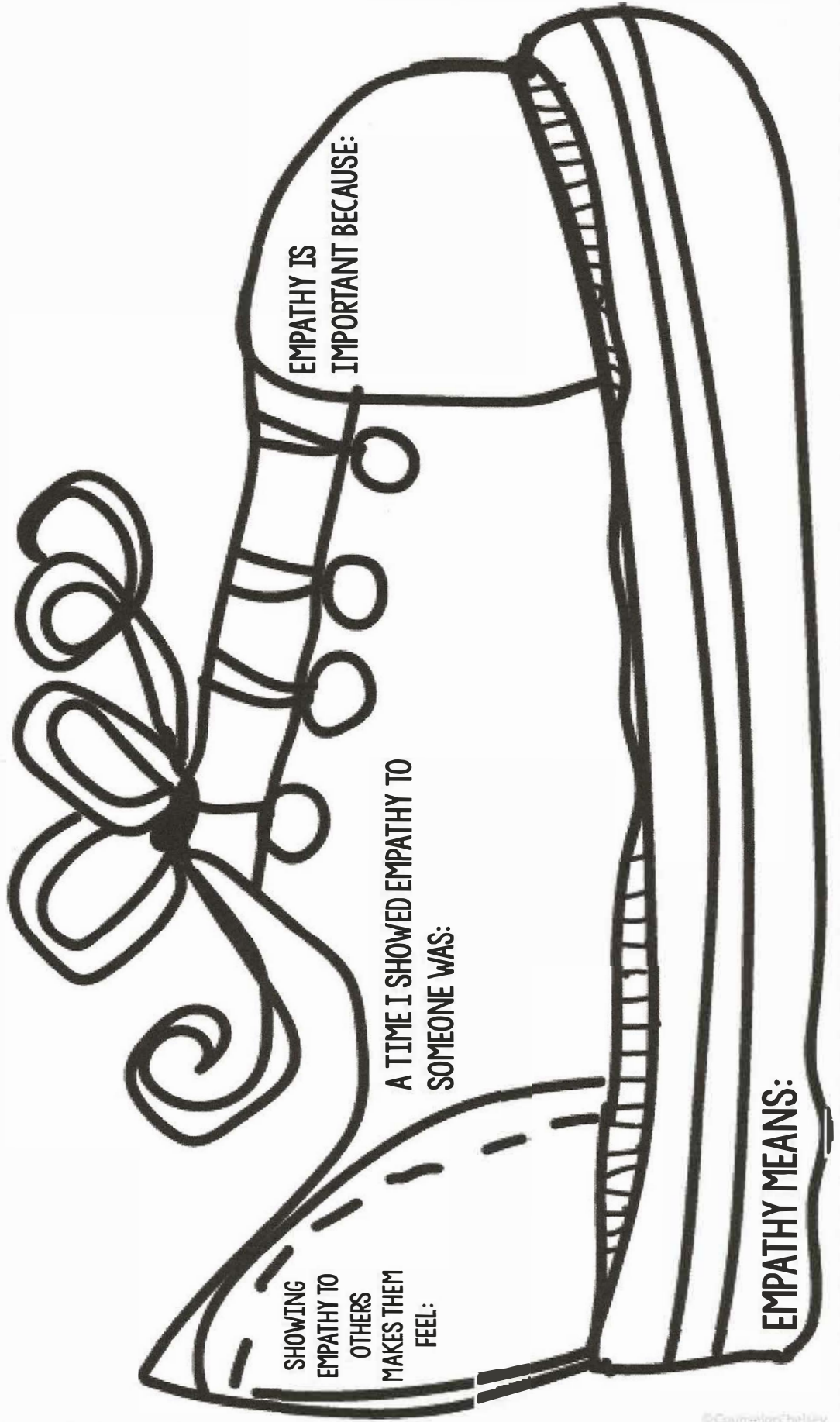
making other people feel welcomed and involved

D B Q C U L T U R E K I R E I
 F I E L E M F E S C C I G N Q
 Y A S T I P W S H N I C M Y T
 V S O C I M Y D N A G A Y U R
 D I V E R S I T Y T I N Q R G
 H Y S E X I S M O P D R Y I P
 N S I F Q C M O D E S I Q N L
 E U F S R A S I G C R D I C A
 O M P M J R O E N C P E H L D
 H Y F P U L G E E F A T N T U U
 G Z T B X B P K N R T T S F
 K D I Z V Y S K D K H I A I I
 Z R Z N I W Z G M Y O T O I
 C W R M F O J D F G Y D N Q
 X Y B B J A U F C L A H R F I

Name: _____

ALL ABOUT EMPATHY!

Empathy can be described as “walking in someone else’s shoes.” Look at the shoe below, and answer the questions about empathy!



SHOWING
EMPATHY TO
OTHERS
MAKES THEM
FEEL:

A TIME I SHOWED EMPATHY TO
SOMEONE WAS:

EMPATHY IS
IMPORTANT BECAUSE:

EMPATHY MEANS:

Name: _____

RESPONDING WITH EMPATHY

Directions:

Look at the situations below, and then match each situation to the correct feeling and response. Record your answers in the answer box.

	Feeling	Response
Situation #1	_____	_____
Situation #2	_____	_____
Situation #3	_____	_____
Situation #4	_____	_____
Situation #5	_____	_____
Situation #6	_____	_____
Situation #7	_____	_____
Situation #8	_____	_____

1. There is a new student in your class, and it is her first day.
2. Your friend made the school dance team.
3. A boy in your class fell at recess and got his pants wet.
4. You see a girl sitting by herself at recess.
5. Your friend studied really hard for the spelling test, but got a bad grade.
6. Your friend keeps trying, but can't figure out the right answer on the math homework.
7. Your friend lost her favorite sweatshirt.
8. Someone broke your friend's tablet.

How does the person feel?

- A. Disappointed
- B. Sad
- C. Embarrassed
- D. Nervous
- E. Mad
- F. Proud
- G. Frustrated
- H. Lonely


What can you do?

1. Ask her to play soccer with you.
2. Tell her that you are proud of her.
3. Help her find it.
4. Let him borrow yours until his gets fixed.
5. Help him get the right answer.
6. Help her study for the next test.
7. Try to help him dry off his pants.
8. Talk to her to make her comfortable.

POSITIVE AFFIRMATIONS

When we feel sad, anxious, or scared, we can start to have negative thoughts about ourselves. Positive affirmations are statements that help us cope by reminding us of our strengths! Use this worksheet to create your own affirmations. Start by circling your strengths below!

BRAVE LOYAL FUNNY TALENTED INTELLIGENT MOTIVATED RESPONSIBLE
RELIABLE RESPECTFUL EASY-GOING CONFIDENT COOL
KIND OPTIMISTIC STRONG GIFTED HARDWORKING
PATIENT SMART RESILIENT MOTIVATED WISE
ADVENTUROUS LEADER UNIQUE AMAZING
GENEROUS FRIENDLY NICE UNDERSTANDING CARING























Using the strengths that you circled, come up with 3 positive affirmations that you can use the next time you're feeling sad, anxious, discouraged, hopeless or scared!

1. _____
2. _____
3. _____



Buddy or Bully?

Read each statement. If it describes a buddy, color in the happy face. If it describes a bully, color in the sad face.

Cares about how other people feel.		
Laughs when other people mess up.		
Takes turns and shares.		
Plays with everyone.		
Is kind and respectful.		
Tries to make others look dumb or not cool.		
Uses polite or nice words.		
Pushes, hits or punches other people.		
Calls people mean names.		
Helps other people.		

CYBER BULLYING



Cyber bullying is when someone does or says mean things to another person using a phone, computer or other electronic device.

A cyber bully can post mean messages or jokes about someone on the internet or through text messages.

Write about a time you experienced cyber bullying:

How did it make you feel?

How did you cope with it?


Have you ever witnessed cyber bullying happening to someone else?

How did you handle it?



Bullying Story: Rhonda & Claire

Write a short story about what you think is happening in this picture and then answer the questions!



RHONDA

CLAIRE

What type of bullying do you think might be happening? (Circle one)

PHYSICAL VERBAL SOCIAL CYBER


What do you think Claire should do? _____

If you were a bystander, what do you think you could do to be helpful? _____



© 2018 My4marks LLC. All Rights Reserved.
For more resources, visit www.my4marks.com

Friendship Skills



Under each column of the positives and negatives of friendship skills, identify yourself with a: **S** for sometimes, an **A** for always and a **N** for never.



- _____ Take turns
- _____ Participate in conversations
- _____ Start conversations
- _____ Value opinions
- _____ Share
- _____ Apologize appropriately
- _____ Cooperate
- _____ Help others
- _____ Play fair
- _____ Remain positive
- _____ Don't join in unacceptable behaviors
- _____ Follow the rules
- _____ Show genuine concern



- _____ Bullying
- _____ Aggression (hit others...)
- _____ Being bossy
- _____ Arguing
- _____ Interrupt others
- _____ Name calling
- _____ Whine
- _____ Complain
- _____ Showing off
- _____ Dominating conversations
- _____ Breaking rules
- _____ Ignore others opinions
- _____ Being a poor sport

30 Fun Penguin Facts


- 1.) Penguins are one of around 40 species of flightless birds.
- 2.) There are 17 species of penguins, each slightly different.
- 3.) Male and female penguins look alike.
- 4.) Penguins do not have teeth. Instead they have spines on their beak and tongue to help them grip their prey.
- 5.) Penguin nesting areas are called "rookeries."
- 6.) Penguins can stay underwater for up to 15 minutes before needing to surface for another breath.
- 7.) All penguins species are native to the Southern Hemisphere.
- 8.) Penguins pant like dogs to prevent overheating.
- 9.) Some Prehistoric penguins were as large as people!
- 10.) A king penguin who lives in the Edinburgh Zoo was knighted. His official name is "Brigadier Sir Nils Olav.
- 11.) Emperor Penguins can be as large as 3.7 feet tall – making them the largest of all penguins.
- 12.) The Little Blue Penguin is the smallest and stands only 13-15 inches tall.
- 13.) Penguins can dive as fast as 7.5 miles per hour
- 14.) Most penguins stay with one partner for life.
- 15.) The average wild penguin can live up to 20 years.
- 16.) The fastest recorded swimming speed of a penguin(the Gento Penguin) is 22 mph. Most penguins swim around 4-7 mph.
- 17.) It is thought, through fossil discoveries, that some of the earliest penguins were around before the dinosaurs.
- 18.) Penguins have great eyesight while underwater. They can actually see better in the water than on land.
- 19.) Penguins move around closely in large groups to keep warm. Up to 5,000 penguins will bunch together to warm each other up.
- 20.) Penguins eat seafood, mainly fish, and krill (small shrimp like animals). They feed from prey 50-60 feet below the sea's surface and hook their food with their bills.

- 21.) When penguins find a mate, they bond with each other by touching necks and “sing” to each other so they learn to recognize each other’s voices.
- 22.) Penguins build their nests out of whatever is available, even rock and stones. As soon as the egg is hatched, the female dashes out for dinner leaving the male to watch the next. When she comes back (it might be up to two weeks) they switch jobs.
- 23.) When a penguin chick hatches, it immediately starts calling so its parents recognize its voice. When the penguin is older and the parents leave they stay in the rookery until their parents return.
- 24.) When the parents come home they can recognize their chick by the sound of its voice.
- 25.) Penguins rub oil from a gland onto their feathers to help make them waterproof and windproof.
- 26.) Penguins are very strong and can jump up to 6 feet out of the water. When they want to move quickly across the ice, they fall on their bellies and use their arms to propel over the surface.
- 27.) Penguins are warm-blooded, with a normal body temperature of about 100 degrees F. Just like whales, they have a layer of fat under their skin called “blubber”. Overtop of this they re covered with fluffy “down” feathers and overtop those are the outer feathers which overlap to seal in warmth.
- 28.) Penguins drink salt water. They have a special gland in their bodies that takes the salt out and pushes it out of grooves in their bill so the water they drink is actually filtered.
- 29.) Penguins spend most of their time in the water searching for food. They cannot swim backwards. But they love the water as they spin, jumping dive as they play and search for food.
- 30.) 5 species of Penguins are endangered: the Galapagos Penguin, African penguin, Rockhopper Penguin from the north, Erect-crested Penguins and Yellow-eyes Penguins.
They can become endangered by oil spills, water pollution and over harvesting of the ocean.

PENGUIN FACTS

NAME: _____

In the boxes draw or write about facts you learned about penguins.



Name: _____

Penguin Word Search



i o c e a n q a e s s
i c e s n h c c o l d
b f t n t f f p r i d
e i s o a e w e f d b
a s d w r a e n w e l
k h a y c t b g h s a
w i n g t h b u i n c
s w i m i e e i t e k
b y w u c r d n e m r

Antarctic

ocean

snow

beak

penguin

swim

black

slide

webbed

cold

fish


white

feather

ice


wing





Penguin Word Search

boy mama teacher mama




x	c	i	n	a	l	l	e	g	a	m	y
p	k	i	n	g	p	s	w	i	m	f	e
a	r	o	r	e	p	m	e	s	a	i	l
r	e	g	e	n	t	o	o	n	c	o	l
t	d	i	v	e	g	g	s	g	a	r	o
s	h	u	m	b	o	l	d	t	r	d	w
n	e	u	i	p	l	s	e	a	o	l	e
i	s	n	a	a	f	i	s	h	n	a	y
h	n	l	y	r	i	a	f	s	i	n	e
c	a	o	n	a	c	i	r	f	a	d	d
g	r	o	c	k	h	o	p	p	e	r	x
d	e	t	s	e	r	c	t	c	e	r	e
x	s	q	u	i	d	e	i	l	e	d	a



- | | | | |
|------------|------------|---------------|------|
| king | african | erect crested | sea |
| adelie | fiordland | yellow eyed | swim |
| chinstrap | humboldt | snare | fish |
| falry | magellanic | gentoo | dive |
| rockhopper | macaroni | royal | eggs |
| emperor | galapagos | squid | |

Name _____ Following Directions: Three Penguins



1. Color the big penguin's hat red.
2. Color the middle-sized penguin's hat blue.
3. Color the little penguin's hat green.
4. Color the big penguin's scarf green.
5. Color the middle-sized penguin's scarf red.
6. Color the little penguin's scarf blue.
7. Color the beaks of all the penguins orange.
8. Color the cheeks of all the penguins pink.
9. Color the wings of all the penguins black.
10. Color the feet of all the penguins orange.

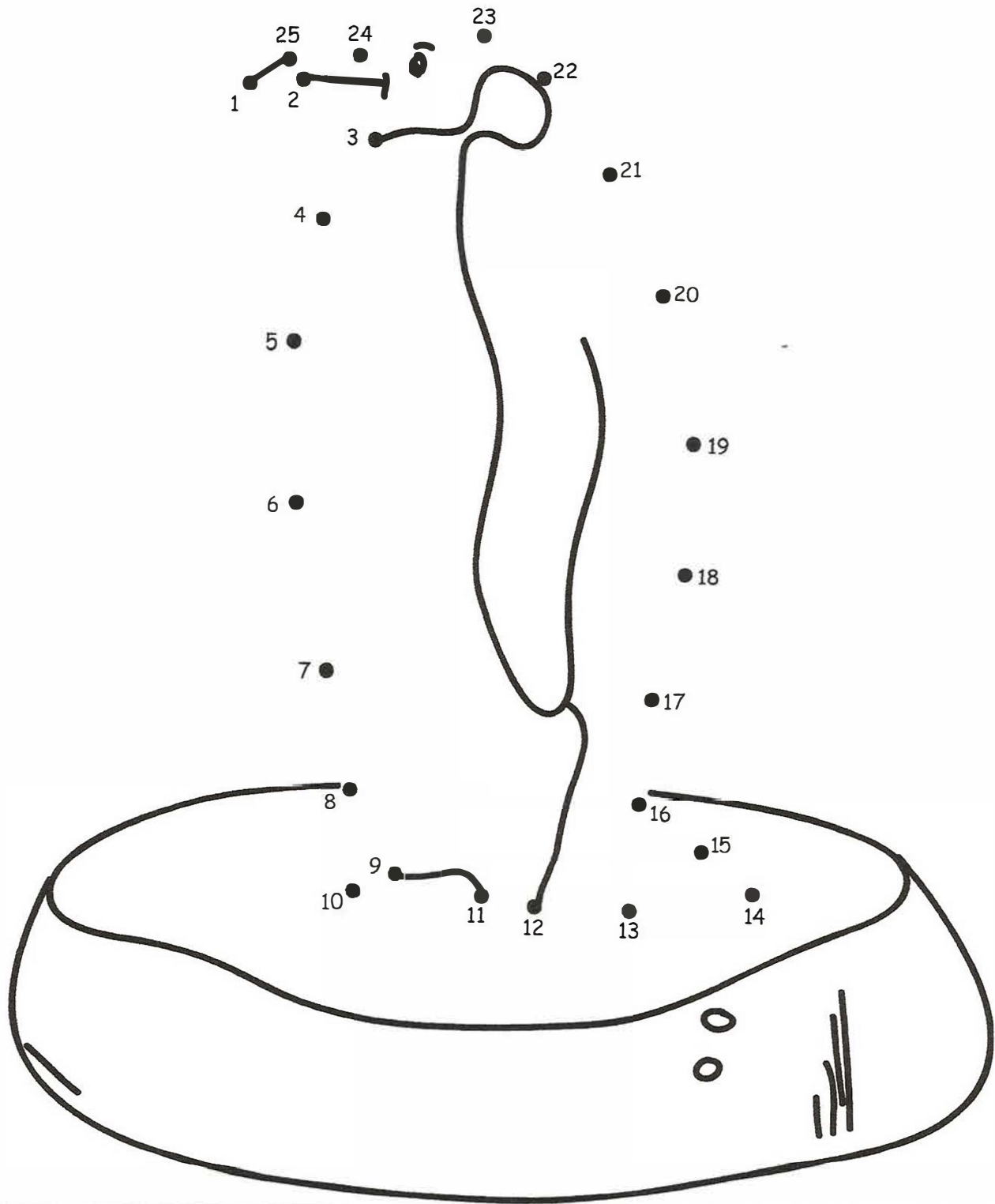
www.creatriveclassroomconnections.com

www.pinterest.com/susankhansen/

Clipart by Whimsy Clips.

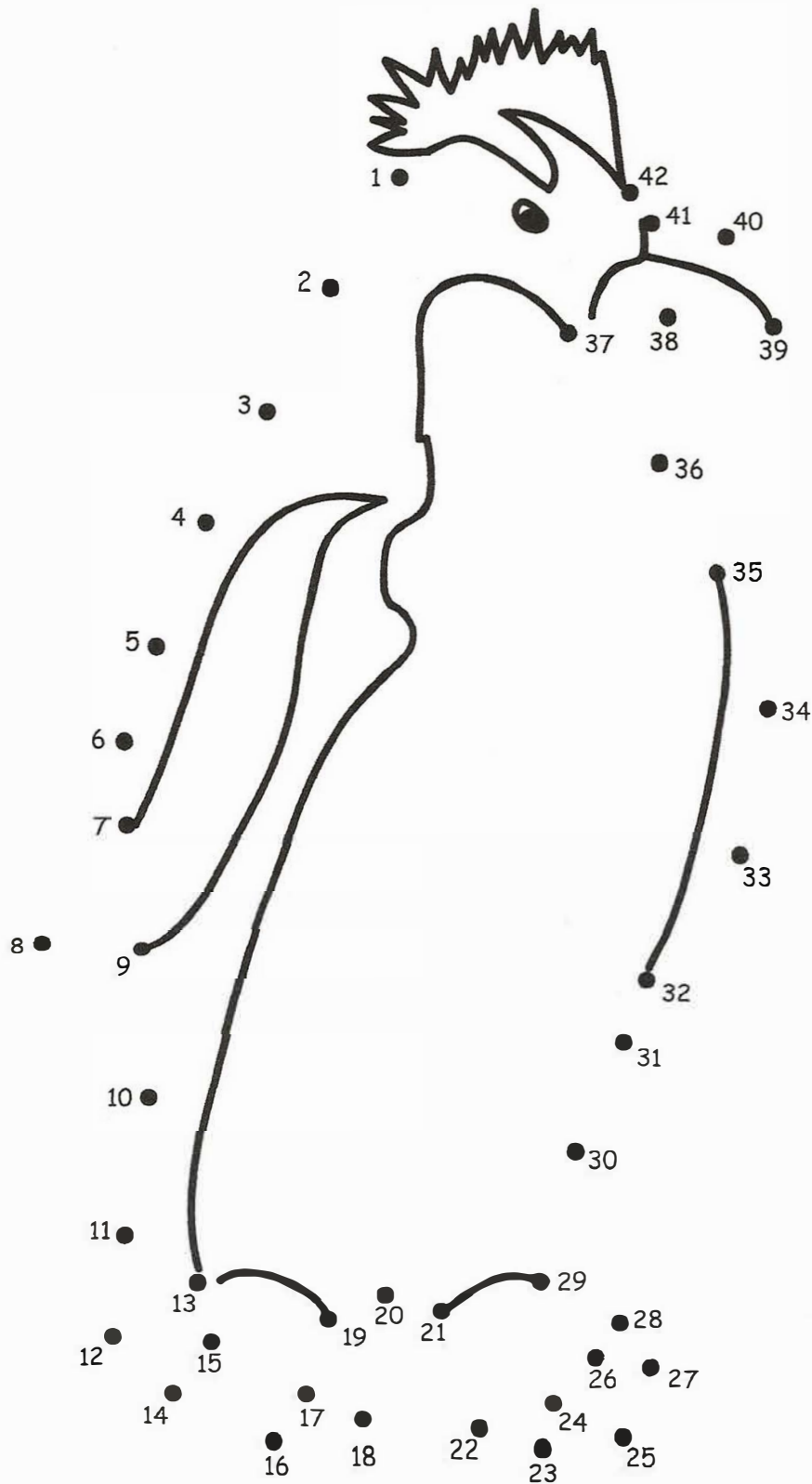
Connect the Dots

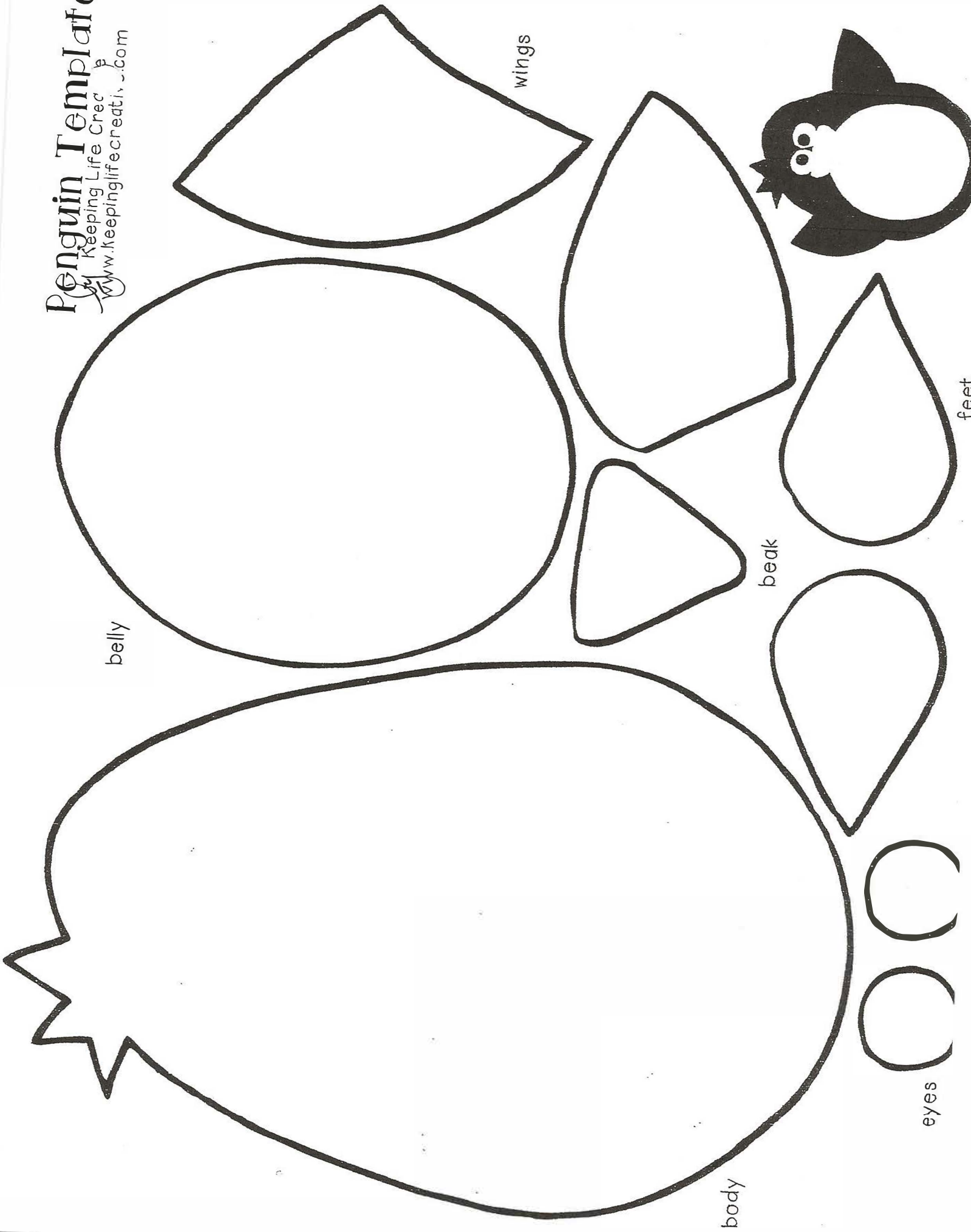
Begin at number 1 and follow the dots in numerical order until you reach 25. When you are finished, have fun coloring in the penguin.



Connect the Dots

Begin at number 1 and follow the dots in numerical order until you reach 42. When you are finished, have fun coloring in the penguin.





belly

wings

beak


body

eyes

feet

PARKER The PURPLE PENGUIN

Facebook: Parker the Purple Penguin
Instagram: parkerthepurplepenguin.book




PARKER The PURPLE PENGUIN

Facebook: Parker the Purple Penguin
Instagram: parkerthepurplepenguin.book



PARKER The PURPLE PENGUIN

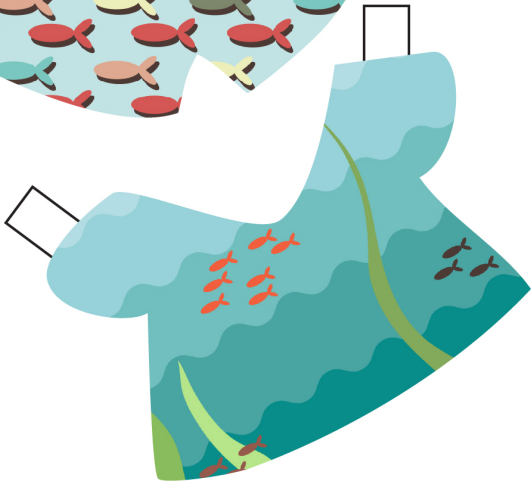
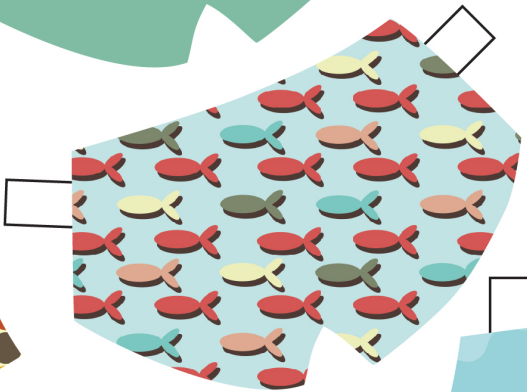
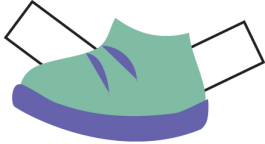
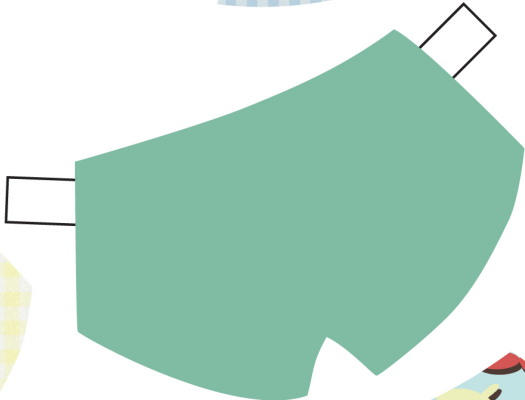
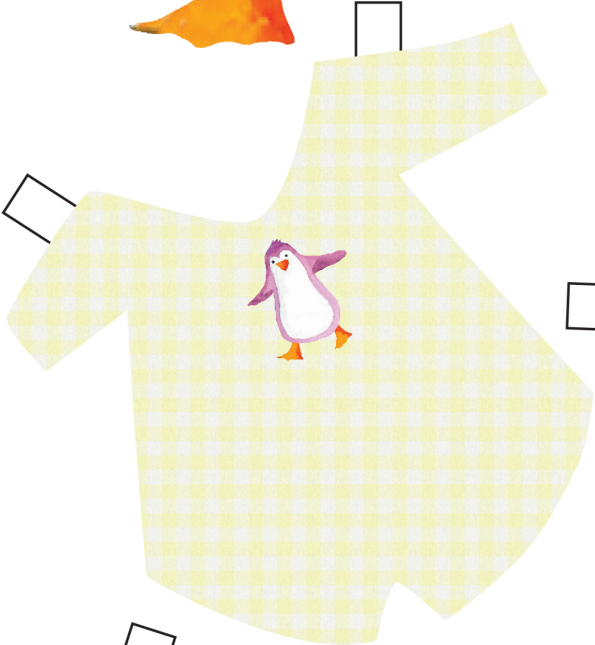
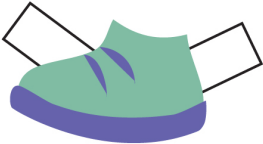
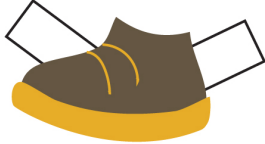
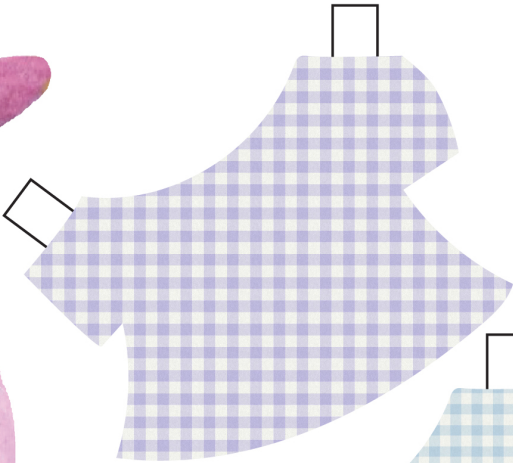
Facebook: Parker the Purple Penguin
Instagram: parkerthepurplepenguin.book

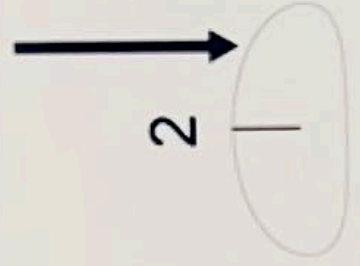
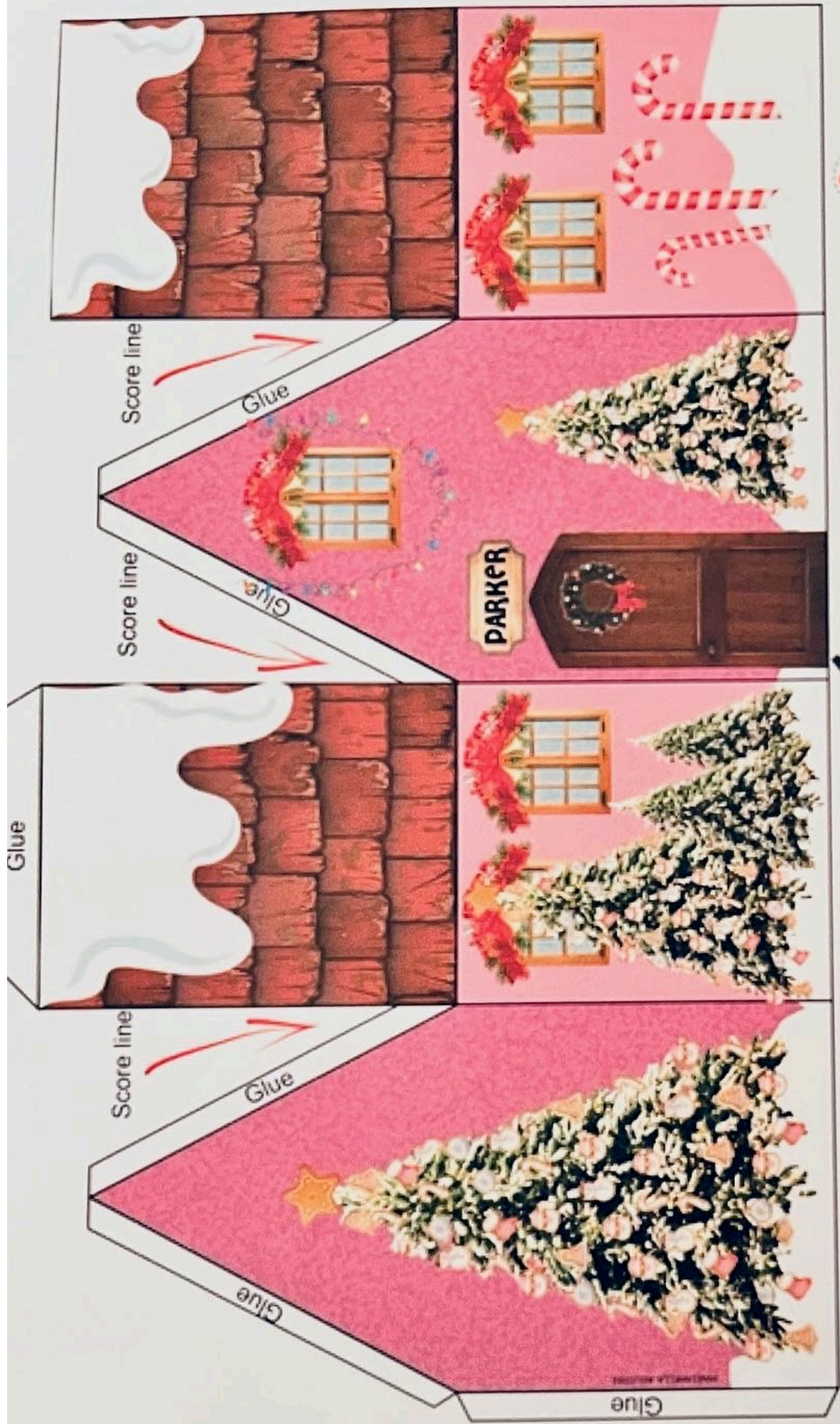


PARKER The PURPLE penguin



PARKER THE PURPLE PENGUIN





1. PRINT OUT

2. CUT OUT

3. FOLD ON SCORE LINES

4. GLUE TABS

enjoy!!!!